



ALLIGATOR® STAPLE Fastening System

A Rugged and Durable Splice that is Easy to Install

The Alligator® Ready Set™ Staple Fastener System is ideal for a wide variety of light- and medium-duty fastener applications. The system features one-piece fastener strips with pre-inserted staples that speed installation and keep downtime to a minimum.



Quick, Easy Installation

Designed for belts from 1/16" (1.5 mm) to 1/4" (6.4 mm), Alligator Ready Set installation is easy with a portable, lightweight application tool that can be carried to the job for on-site installation. Simply fit the fastener strip onto the belt end and secure with the special installation tool, then drive and finish set the staples for a strong, long-lasting splice.

Market Applications

- Package and Parts Conveying
- Food and Sanitary Contact
- Agricultural Harvesting and Handling
- Recycling and Scrap Handling
- Wood Products

ALLIGATOR® STAPLE Fastening System

Fastener Overview

How the Alligator® Ready Set™ Fastening System Works



Designed for light and medium-duty synthetic carcass belting, the Alligator® Staple fastener utilizes high tensile, stainless steel staple attachment, in conjunction with an extended plate design. This design separates the point of fastener penetration from the line of belt flexing to eliminate splice fatigue at the point of belt attachment.

Staple fasteners are furnished in strips with a bridge between each fastener plate. This strip design minimizes the chance of individual parts dislodging into the conveyed product. The one-piece design provides a stronger splice, greater resistance to impact damage, and a smoother, unrippled joint that simplifies hinge pin insertion.

Staples are hammer driven through the fastener and belt, working between the carcass fibers without severing them. The staples are then clinched cross-wise to the belt, so that belt tension does not pull against the staples to unclinch them.

Ready Set™ Fasteners

Available in Steel, 316 Stainless Steel, and 430 Stainless Steel. Ready Set Staple Fasteners feature a one-piece fastener strip with pre-inserted staples, reducing installation time by eliminating the need to handle and load individual staples.

Fastener Materials

Steel: Standard fastener material is suitable for most applications. Plated for rust and corrosion resistance.

Stainless Steel: Type 316 provides extra resistance to abrasion, magnetic attraction, and corrosion from acids and chemicals. Also excellent for high-sanitary requirements.

Conventional Staple Fasteners

Available in abrasion resistant MegAlloy® providing several times the service life of steel. Staples are separate from the fastener plates. Green guide blocks (ST4-5) must be installed on the installation tool and users can insert staples using the C150 staple dispenser.

MegAlloy®: Superior resistance to wear and abrasion, providing several times the service life of steel. Not recommended where subject to impact or corrosion.

Magnetic Stainless Type 430: For use with magnetic separators and provides resistance to wear and abrasion. Plate, staple, and hinge pins are all constructed from magnetic stainless steel.

Fastener Material Characteristics

| Metal | Magnetic Resistant | Abrasion Resistant | Chemical Resistant | Rust Resistant | Available Sizes | Sparking/ Non-Sparking |
|---------------------|--------------------|--------------------|--------------------|----------------|-----------------|------------------------|
| Galvanized Steel | No | Good | Poor | Fair | 62,125,187 | Sparking |
| 316 Stainless Steel | Yes | Good | Good to Excellent | Excellent | 62,125,187 | Sparking |
| 430 Stainless Steel | No | Good | Fair to Good | Good | 62,125,187 | Sparking |
| MegAlloy® | No | Excellent | Poor | Poor | 125,187 | Sparking |

ALLIGATOR® STAPLE

Fastening System

Fastener Selection Guidelines

Specify the Right Alligator® Staple Fastener

- Determine belt tension.**
 Most conveyor belting has a mechanical fastener rating. Exercise care to ensure belting or fasteners are operated within the recommended range of their capabilities.
- Measure belt thickness.**
 Choose a fastener size which corresponds to belt thickness in the skived area. Measure after any impression cover has been removed.
- Measure the diameter of the smallest pulley in your system.**
 Minimum pulley diameters for individual fasteners are noted in the specification charts for individual fasteners.
- Choose appropriate fastener size.**
 Use specifications for individual fastener sizes to guide your selection.
- Select material.**
 Refer to the material selection chart on page 2 for the metal characteristics which best suit your application. Not all sizes and styles are available in all metals.


| <i>Alligator® Ready Set™ Staple Fastener Selection Guide</i> | | | | | | |
|--|---|------|----------------------|---------|-------------------------------------|-----|
| Fastener Size | For Belts With Mechanical Fastener Ratings Up To: | | Belt Thickness Range | | Recommended Minimum Pulley Diameter | |
| | P.I.W. | kN/m | in. | mm | in. | mm |
| 62 | 100 | 17 | 1/16-1/8 | 1.5-3.2 | 2 | 50 |
| 125 | 160 | 28 | 1/8-3/16 | 3.2-4.8 | 3 | 75 |
| 187 | 200 | 35 | 3/16-1/4 | 4.8-6.4 | 4 | 102 |



Skive impression cover.



Measure belt thickness.



Measure smallest pulley diameter.

ALLIGATOR® STAPLE Fastening System

Fasteners



| Fasteners | | | | | |
|--------------|------|---|--|--|---|
| Belt Width | | Steel With Nylon Covered Steel Cable Pins (NC) | Steel With Spring Wire Pins (SP) | Stainless (300 Series) With Stainless Spring Wire Pins (SS) | Stainless (300 Series) With Nylon Covered Stainless Cable Pins (NCS) |
| in. | mm | | | | |
| RS62 | | | | | |
| 12 | 300 | RS62J12/300NC | RS62J12/300SP | RS62SJ12/300SS | RS62SJ12/300NCS |
| 18 | 450 | RS62J18/450NC | RS62J18/450SP | RS62SJ18/450SS | RS62SJ18/450NCS |
| 24 | 600 | RS62J24/600NC | RS62J24/600SP | RS62SJ24/600SS | RS62SJ24/600NCS |
| 30 | 750 | RS62J30/750NC | RS62J30/750SP | RS62SJ30/750SS | RS62SJ30/750NCS |
| 36 | 900 | RS62J36/900NC | RS62J36/900SP | RS62SJ36/900SS | RS62SJ36/900NCS |
| 42 | 1050 | RS62J42NC | RS62J42SP | RS62SJ42SS | |
| 48 | 1200 | RS62J48NC | RS62J48SP | RS62SJ48SS | RS62SJ48NCS |
| 60 | 1500 | RS62J60NC | RS62J60SP | RS62SJ60SS | RS62SJ60NCS |
| RS125 | | | | | |
| 12 | 300 | RS125J12/300NC | | RS125SJ12/300SS | RS125SJ12/300NCS |
| 18 | 450 | RS125J18/450NC | RS125J18/450SP | RS125SJ18/450SS | RS125SJ18/450NCS |
| 24 | 600 | RS125J24/600NC | RS125J24/600SP | RS125SJ24/600SS | RS125SJ24/600NCS |
| 30 | 750 | RS125J30/750NC | RS125J30/750SP | RS125SJ30/750SS | RS125SJ30/750NCS |
| 36 | 900 | RS125J36/900NC | RS125J36/900SP | RS125SJ36/900SS | RS125SJ36/900NCS |
| 42 | 1050 | RS125J42NC | RS125J42SP | RS125SJ42SS | RS125SJ42NCS |
| 48 | 1200 | RS125J48NC | RS125J48SP | RS125SJ48SS | RS125SJ48NCS |
| 60 | 1500 | RS125J60NC | RS125J60SP | RS125SJ60SS | RS125SJ60NCS |
| RS187 | | | | | |
| 12 | 300 | RS187J12/300NC | | RS187SJ12/300SS | RS187SJ12/300NCS |
| 18 | 450 | RS187J18/450NC | RS187J18/450SP | RS187SJ18/450SS | RS187SJ18/450NCS |
| 24 | 600 | RS187J24/600NC | RS187J24/600SP | RS187SJ24/600SS | RS187SJ24/600NCS |
| 30 | 750 | RS187J30/750NC | RS187J30/750SP | RS187SJ30/750SS | RS187SJ30/750NCS |
| 36 | 900 | RS187J36/900NC | RS187J36/900SP | RS187SJ36/900SS | RS187SJ36/900NCS |
| 42 | 1050 | RS187J42NC | RS187J42SP | RS187SJ42SS | RS187SJ42NCS |
| 48 | 1200 | RS187J48NC | RS187J48SP | RS187SJ48SS | RS187SJ48NCS |
| 60 | 1500 | RS187J60NC | RS187J60SP | RS187SJ60SS | RS187SJ60NCS |

One carton contains 4 fastener sets, 4 hinge pins, and required amount of retaining washers.

Magnetic Stainless (Type 430)

Includes four fastener sets, four hinge pins, and required retaining washers. Plates, staples, and hinge pins are all magnetic stainless steel.

| Magnetic Stainless (Type 430) |
|-------------------------------|
| RS62MJ24/600MS |
| RS125MJ24/600MS |

MegAlloy® Fasteners

Includes sixteen 6" (150 mm) fastener strips with loose staples. Hinge pins not included.

| MegAlloy® Fasteners |
|---------------------|
| 125MA |
| 187MA |

Note: When ordering MegAlloy® fasteners or bulk ordering lacing with special staple lengths, you must use a green guide block (ST4-5, #50240) with your installation tool. When using loose staples, you can order a staple dispenser to speed installation of this product.

ALLIGATOR® STAPLE Fastening System

Hinge Pins

Match our selection of hinge pins to the special needs of your application.

NC - Nylon Covered Steel Cable

For use with steel fasteners, NC hinge pins are recommended for troughing or flat belt conveyors.

NCS - Nylon Covered Stainless Steel Cable

For extra abrasion and chemical resistance.

SS - Stainless Steel Spring Wire

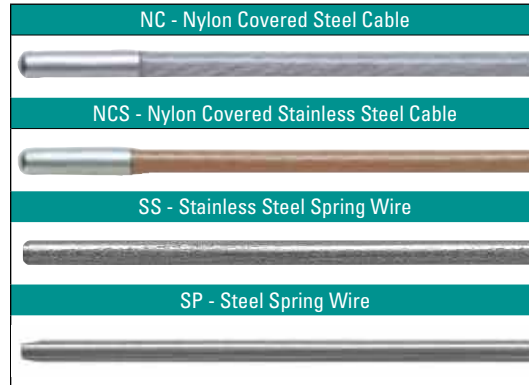
For use with stainless steel fasteners, flat belts only.

SP - Steel Spring Wire

For use with steel fasteners in abrasive or gritty material applications, flat belt only.

| Hinge Pins | | | |
|------------|------|---------------------------------|---|
| Belt Width | | SP Steel Spring Wire Pins | SS 300 Series Stainless Spring Wire Pins |
| in. | mm | | |
| 62 | | | |
| 12 | 300 | SP62-12/300 | SS62-12/300 |
| 18 | 450 | SP62-18/450 | SS62-18/450 |
| 24 | 600 | SP62-24/600 | SS62-24/600 |
| 30 | 750 | SP62-30/750 | SS62-30/750 |
| 36 | 900 | SP62-36/900 | SS62-36/900 |
| 42 | 1050 | SP62-42 | SS62-42 |
| 48 | 1200 | SP62-48 | SS62-48 |
| 60 | 1500 | SP62-60 | SS62-60 |
| 125 | | | |
| 18 | 450 | SP1-18/450 | SS1-18/450 |
| 24 | 600 | SP1-24/600 | SS1-24/600 |
| 30 | 750 | SP1-30/750 | SS1-30/750 |
| 36 | 900 | SP1-36/900 | SS1-36/900 |
| 42 | 1050 | SP1-42 | SS1-42 |
| 48 | 1200 | SP1-48 | SS1-48 |
| 60 | 1500 | SP1-60 | SS1-60 |
| 187 | | | |
| 18 | 450 | SP2-18/450 | SS2-18/450 |
| 24 | 600 | SP2-24/600 | SS2-24/600 |
| 30 | 750 | SP2-30/750 | SS2-30/750 |
| 36 | 900 | SP2-36/900 | SS2-36/900 |
| 42 | 1050 | SP2-42 | SS2-42 |
| 48 | 1200 | SP2-48 | SS2-48 |
| 60 | 1500 | SP2-60 | SS2-60 |

Packages of 10 pins.



| Hinge Pin Coils | | | |
|-----------------|----|------------------------------------|---|
| Coil Length | | NC Nylon Covered Steel Cable | NCS Nylon Covered Stainless Cable |
| Foot | M | | |
| 62 | | | |
| 10 | 3 | NC62-X | NCS62-X |
| 100 | 30 | NC62-C | NCS62-C |
| 125 | | | |
| 10 | 3 | NC1-X | NCS1-X |
| 100 | 30 | NC1-C | NCS1-C |
| 187 | | | |
| 10 | 3 | NC187-X | NCS187-X |
| 100 | 30 | NC187-C | NCS187-C |

Pin material is offered in 10' (3 M) coils ("X") or 100' (30 M) reels ("C").

Hinge Pin Retaining Washers

Avoid hinge-pin migration with easy-to-install retaining washers.

| Retaining Washers | |
|---------------------------|--------------------|
| For Fastener Number | Ordering Number |
| 62 | 62-RET-50 |
| 125 | 125-RET-50 |
| 187 | 187-RET-50 |

Box of 50 washers.



Alligator® Hinge Pin Cutter

Cuts bulk hinge pin cable quickly and easily. Provides a clean cut with no frayed ends.

| Alligator® Hinge Pin Cutter |
|--------------------------------|
| APC-1 |



Hinge Pin Bender

Bends hinge pin end to prevent migration.

| Hinge Pin Bender |
|---------------------|
| PB1 |

For use with steel spring wire pin.



ALLIGATOR® STAPLE Fastening System


Installation Tools

RSC187 Installation Tool

Securely holds the fasteners on the belt, in proper alignment, while staples are driven. Installs two staples simultaneously for fast, simple splicing and the tool can be moved rapidly along the belt as staples are installed. Also provides a solid anvil surface for initial clinching of the staples.

The RSC187 tools come complete with guide blocks and drivers and are available in a variety of widths. Wider tools are available for production lacing and fabrication shop requirements.

| <i>RSC187 Installation Tool</i> | | |
|---------------------------------|-----|-----------------|
| Tool Size | | Ordering Number |
| in. | mm | |
| 2 | 50 | RSC187 |
| 4 | 100 | RSC187-4 |
| 6 | 150 | RSC187-6 |
| 12 | 300 | RSC187-12 |
| 24 | 600 | RSC187-24 |



Alligator® Quad Staple Driver

The Alligator® Quad Staple Driver allows for the installation of four staples at one time. Using a 2 lb. hammer, this durable, heat-treated steel quad driver allows installers to cut their installation time by 50%

| <i>Alligator® Quad Staple Driver</i> | |
|--|--|
| Ordering Number | |
| ST6-9 | |



Alligator® Staple Tool Kit

Everything you need to install, maintain, and repair Alligator Ready Set Staple splices. Kit includes the RSC187 tool described above, as well as the staple final set plate, hand skiver, belt marker, belt nippers, and 1 lb. (.45 kg) hammer. Packaged in a durable box with plenty of room for other items.

| <i>Staple Kits</i> | |
|----------------------|-----------------|
| Description | Ordering Number |
| 6" Installation Kit | RSTK4-6 |
| 12" Installation Kit | RSTK4-12 |



ALLIGATOR® STAPLE Fastening System

Installation Tools

Alligator® Staple Gold Class™ Plus

The Gold Class™ power driver, in conjunction with the Gold Class Plus tool allows users to install Alligator® Ready Set™ staple plates with quick and effortless trigger pulls. The design of the Gold Class Plus tool allows users to switch between plate sizes in mere seconds.

The Gold Class Plus tool combines both the initial and final set function in a single base. This process is not only fast and easy, but it is also virtually error proof. The patented drive punch has been designed to

seat the front edge of the fastener plate down for proper compression, while also keeping the fastener loops protected. This ensures smooth hinge pin insertion.

By eliminating the need to use a hammer to install the fasteners, the Alligator Staple Gold Class system reduces the risk of repetitive motion injuries. It also reduces operator fatigue associated with hammer installing numerous splices throughout the day.

| Alligator® Staple Gold Class™ Plus | | |
|--|-----------------|-----------|
| Description | Ordering Number | Item Code |
| Alligator® Staple Gold Class™ Plus Installation Tool | | |
| 24" Alligator Gold Class Plus Installation Tool | RS-GOLD-DA | 55590 |
| Replacement Parts | | |
| Guide Block | ST7-5 | 55554 |
| Anvil Replacement Kit | ST8-ANV | 55591 |
| Cam Lever | ST8-CAM | 55592 |
| Alligator® Staple Gold Class™ Power Driver | | |
| Power Driver | RS-GOLD-DRIVER | 55541 |




3 Simple Steps:



Initial Set:

Fasteners and belt are inserted into the base where the pre-staked staples are driven through the belt with simple trigger pulls.



Simple Adjustment:

After the fasteners are initially set, simply flip the handle.



Final Set:

With additional trigger pulls, the staples receive their final set and the compression fit is obtained.

ALLIGATOR® STAPLE Fastening System



900 Series* Belt Cutter



845LD Belt Cutter



Rough Top Belt Skiver



Belt Grinder



Belt Nippers

Belt Preparation Tools

900 Series* Belt Cutter

The 900 Series Belt Cutter incorporates numerous features for easy, smooth cutting of belts with extreme accuracy.

- Durable blade design that produces highly accurate cuts while being fully enclosed for safety
- Quick belt clamp feature
- Cuts belts up to 1-1/2" (38 mm)

| 900 Series* Belt Cutter | | |
|-------------------------|------|-----------------|
| Belt Width | | Ordering Number |
| in. | mm | |
| 24 | 600 | 900924 |
| 36 | 900 | 900936 |
| 48 | 1200 | 900948 |
| 60 | 1500 | 900960 |
| 72 | 1800 | 900972 |
| 84 | 2130 | 900984 |

* Patent pending

845LD Belt Cutter

A sturdy, safe, simple, and portable tool specially designed for cutting wide belts.

- Enclosed blade is handle-driven from either end
- Cuts belts up to 1/2" (12 mm) thick

| 845LD Series Belt Cutter | | |
|--------------------------|------|-----------------|
| Belt Width | | Ordering Number |
| in. | mm | |
| 36 | 900 | 845836LD |
| 48 | 1200 | 845848LD |
| 60 | 1500 | 845860LD |
| 72 | 1800 | 845872LD |

Rough Top Belt Skiver

Simplifies removal of belt impression covers prior to fastener size selection and installation.

| Rough Top Belt Skiver | |
|-----------------------|--|
| Ordering Number | |
| RTBS | |

Belt Grinder

Carbide cuts belt impression cover instead of burning it for quick and clean skiving. Attaches to a 3/8" (10 mm) electric or pneumatic drill (2,500 rpm).

| Belt Grinder | |
|-----------------|--|
| Ordering Number | |
| RB-1 | |

Belt Nippers

Simple, hand-held tool used to notch/chamfer belt edges and to remove individual fastener plates from belt.

| Belt Nippers | |
|-----------------|--|
| Ordering Number | |
| BN-1 | |

Authorized Distributor:



2525 Wisconsin Avenue • Downers Grove, IL 60515-4200 U.S.A.

Tel: (630) 971-0150 • Fax: (630) 971-1180 • E-mail: info@flexco.com • Web: www.flexco.com

Australia: 61-2-9680-3322 • China: 86-21-33528388 • England: 44-1274-600-942 • Germany: 49-7428-9406-0
India: 91-44-4354-2091 • Mexico: 52-55-5674-5326 • Singapore: 65-6281-7278 • South Africa: 27-11-608-4180

